


Class 1 – EYFS



Spring 2 Learning Letter

February 2025

Dear parents and carers,

I hope you've enjoyed a wonderful half term break! We have another very exciting half term of learning and many events to look forward to also.

If you have any questions, please do not hesitate to ask or email c.kearsley@rbk.n-yorks.sch.uk. This letter will include key information, dates and homework for the term.

Yours sincerely,

Miss Brown

Monday	Tuesday	Wednesday	Thursday	Friday
Forest School on 17 th , 24 th and 31 st March 2025.	<u>PE kit</u> Full PE kit must be in school.		<u>Homework</u> Homework books, reading books and library books to be brought to school. <u>PE kit</u> Full PE kit must be in school.	<u>Homework</u> Homework books, reading books and library books go home.

Children should bring in water bottles daily to keep hydrated throughout the day.

Water bottles will be sent home on a Friday.



Take a look at our SeeSaw to see regular updates of our learning.

Please feel free to add comments and like your child's work.



Homework

We really appreciate the time taken to support your child at home and can really see the difference this makes to your child's progress.

Children are to complete the following homework each week;

- Reading daily
- Numbots (please let me know if you need a login)
- Phonics/Letter formation sheets

Your child has a homework book, this is where any homework is to be completed and recorded (unless uploaded to SeeSaw or brought into school). Below, there is additional topic-based homework that can be completed over the half term to deepen and extend knowledge learnt in school. This needs to be handed in on SeeSaw / homework book / emailed across by **Monday 31st March**. The children will choose a library book from the school library every Friday to share at home. This is a sharing book and is to be enjoyed and shared together, it is not matched to their reading level.

This is your topic homework for this half term, please pick and choose which activities you would like to complete. There is no set amount you need to do. You can add pictures onto Seesaw, email them to the class teacher or write/draw in the homework book by **Monday 31st March**.

Can you draw your own castle?


Can you label the different parts of a castle?

Can you create representations of the numbers 11-20 using items from your home?

Can you create your very own obstacle course using objects from around your home?

Go on a visit to your local library.

Can you find any books about 'castles' 'knights' or 'dragons'?



What do you think a dragon might eat?

Do they eat normal food or do you need to go out in the garden and make something for him?

When you have made the dragon food, have a go at writing down the recipe to share with your friends.

Draw or paint a picture of a dragon.

What does your dragon look like?

Class One

EYFS Homework

Spring 2

What is a moat? If you don't already know, can you use the internet to find out? Once you have researched what a moat is, can you build a bridge to cross over it – what could you use?

We are very excited to see your projects!

Please feel free to come up with your own project if you have a different idea.

Learning this half term



In **R.E**, we will be looking at the Easter story and what Easter means to Christians. We will be comparing how people may celebrate Easter and reflect on why this may be a happy or sad time for different people.




In **Literacy and Topic**, we will begin by looking at our current King.



We will then be investigating castles, and looking at who lives in a castle as well as looking at what happens in a castle.

Finally, we will be looking at ZOG the dragon. We will be designing and labelling our own dragons.



In **Music**, we will be creating simple actions to songs, learning how to move to a beat and expressing feelings and emotions through movement to music.

In **P.E**, we will be looking at using ball skills to look at attacking and defending, passing, dribbling, throwing, catching, rolling and running. We will be thinking about how we can use all of these skills to display control.

In **Maths** we will be looking at numbers from 11-20.

We will be looking at how we can represent these numbers, as well as the composition of the numbers.



Class One

EYFS

Learning Overview

Spring 2

In **PSHE** we will be looking at the importance of listening to others as well as why we should follow instructions carefully.