



Class 1 – EYFS

Summer 2 Learning Letter

June 2025

Dear parents and carers,

Welcome back to our final half term of this academic year! I hope you've enjoyed a restful half term and are ready for another fantastic half term to come.

If you have any questions, please do not hesitate to ask or email a.miller@rbk.n-yorks.sch.uk. This letter will include key information, dates and homework for the term.

Yours sincerely,

Miss Miller

Monday	Tuesday	Wednesday	Thursday	Friday
<u>PE kit</u> Full PE kit must be in school.		<u>Homework</u> Homework books, reading books and library books to be brought to school.	<u>PE kit</u> Full PE kit must be in school.	<u>Homework</u> Homework books, reading books and library books go home.

Children should bring in water bottles daily to keep hydrated throughout the day.

Water bottles will be sent home on a Friday.



Take a look at our SeeSaw to see regular updates of our learning.

Please feel free to add comments and like your child's work.



Homework

We really appreciate the time taken to support your child at home and can really see the difference this makes to your child's progress.

Children are to complete the following homework each week;

- Reading daily
- Numbots (please let me know if you need a login)
- Phonics/Letter formation sheets

Your child has a homework book, this is where any homework is to be completed and recorded (unless uploaded to SeeSaw or brought into school). Below, there is additional topic-based homework that can be completed over the half term to deepen and extend knowledge learnt in school. This needs to be handed in on SeeSaw / homework book / emailed across by **Monday 7th July**. The children will choose a library book from the school library every Friday to share at home. This is a sharing book and is to be enjoyed and shared together, it is not matched to their reading level.

This is your topic homework for this half term, please pick and choose which activities you would like to complete. There is no set amount you need to do. You can add pictures onto Seesaw, email them to the class teacher or write/draw in the homework book by **Monday 7th July**.

Can you make your own ice lollies or flavoured ice cubes? Ask a grown-up to help you prepare them and then, check on them later to see how they have changed. You will enjoy having these on a hot day.



Talk to a grown-up at home about how to stay safe in the sun. Can you create a poster?



Class One

EYFS Homework

Summer 2

Draw a picture of somewhere that you would like to spend a holiday. Use your imagination...it can be anywhere, real or imaginary!

Have you ever been on a bus? Plan a journey to somewhere fun, such as a park or zoo, and go on the bus. What can you see from the window?



During the summer, it is nice to cool down our drinks with ice cubes. Make some ice at home; you could draw some pictures to tell us how you did it.



We are very excited to see your projects!

Please feel free to come up with your own project if you have a different idea.




Learning this half term

In **Literacy and Topic**, we will be looking at the world around us, specifically looking at hot and cold places.

We will begin my talking and writing about holidays that we have been on.

Where did we go?
How did we travel there?

We will then compare the sea-side environment to the Arctic and decide if we would prefer to holiday in a hot or cold place.



In **R.E.**, we will be learning about what it means to belong to a faith community. We will begin by looking at where we feel we belong, and the groups we belong to – for example beavers.

We will then look at what it means to belong to the Christian faith and the Judaism faith.



In **Music**, we will be using voices, bodies and instruments to explore different types of transport, identify and mimic transport sounds and interpret and perform a simple score.

Class One

EYFS

Learning Overview




Summer 2

In **Maths** we will be looking at 2D and 3D shapes.

We will begin to count the sides and corners on 2D shapes, and recognise these in the environment.

We will then move on to 3D shapes, and again begin to count the vertices and edges and see if we can spot these shapes in our environment.

Finally, we will be looking at patterns.

circle	1 side	
triangle	3 sides	
square	4 sides	



In **P.E.**, we will be practising our athletic skills ahead of Sports Day! We will be exploring team work as well as striving independently in throwing, jumping, catching and running.

In **PSHE** we will learn how to look after our wellbeing through exercise, meditation, a balanced diet and care for ourselves.

