



Class 1 – Reception



Spring 1 Learning Letter January 2024

Dear parents and carers,

Happy new Year! We hope you have had an enjoyable Christmas break and are rested, ready for the rest of the term.

If you have any questions throughout the year, please do not hesitate to ask or email a.brown@rbk.n-yorks.sch.uk letter will include key information, dates and homework for the term.

Yours sincerely,

Miss Brown

Day to day routine


Monday	Tuesday	Wednesday	Thursday	Friday
	<u>PE</u> Full kit should be in school for PE		<u>PE</u> Full kit should be in school for PE. Homework books, reading books and library books to be brought back into school.	<u>Celebration Assembly</u> Library, reading and homework books go home.

Children should bring in water bottles daily to keep hydrated throughout the day.



Take a look at our SeeSaw to see regular updates of our learning.

Please feel free to add comments and like your child's work.



Seesaw

Homework

We really appreciate the time taken to support your child at home and can really see the difference it makes to your child's progress.

Children are to complete the following homework **each week**:

- Reading daily
- Little Wandle Phonics sheet
- Numbots

Your child has a homework book, this is where any homework is to be completed and recorded (unless uploaded to SeeSaw). Below, there is additional topic-based homework that can be completed over the half term to deepen and extend knowledge learnt in school. This needs to be handed in on SeeSaw / homework book / emailed to class teacher by **Monday 5th February**

'Gerald Giraffe'

Each week one child will be chosen to bring 'Gerald Giraffe' home for a weekend of fun and adventure. Gerald will come home with some of our favourite books, for you to share as a family. He will also come with his very own scrap book so you can draw or add a photo of your adventures from the weekend. We look forward to seeing all of his adventures!

This is your topic homework for this half term, please pick and choose which activities you would like to complete. There is no set amount you need to do. You can add pictures onto Seesaw, email them to the class teacher or write/draw in the homework book by **Monday 5th February**

Can you take part in a vehicle survey?

Keep a simple tally and then use a bar chart to display your findings. Questions to ask your child:

How many different vehicles have you seen today?

Which vehicles move fast and which move slowly?







How are different vehicles powered?

How do you travel to school, the shops, or on holiday?

What is your favourite vehicle and why?

How is a car different to a bus?

Traffic Survey						
	Cars	Buses or Coaches	Vans	Lorries	Motorbikes	Bicycles
Tally						
Total						

14							
13							
12							
11							
10							
9							
8							
7							
6							
5							
4							
3							
2							
1							
							

Which type of vehicle did you see most?

Which type of vehicle did you see least?

Can you practise doing up buttons and zipping up your coat independently? Can you time yourself to see how quickly you can do it?

In English we are going to be looking at the book: Emma Jane's aeroplane so can you create a model of an aeroplane using recycled materials?



Reception Spring 1 Homework

Can you set a goal for this half term you would like to achieve? We would love to hear if you managed to achieve it.

Can you have a go at singing some travel and transport songs? Here are some you could try:

Five Little Men in a Flying Saucer

The Wheels on the Bus

The Runaway Train

Row, Row, Row Your Boat

She'll Be Coming Round the Mountain

We are very excited to see your projects! Please feel free to come up with your own project if you have a different idea. Please email projects to a class teacher or bring them to school by **Monday 5th February**.

Reading book reminder: Children will read their reading book three times each week in school, each session will have a different focus. This book that has been read in school will then be sent home on a Friday for the children to practise at home. The children should be reading this at 97% accuracy. **Please return their book every Thursday ready for their new book to be sent home on Friday along with their library book and homework.**

Learning this half term

PSED

The children will begin to show resilience and perseverance when faced with a challenge. To independently manage and fasten a zipper on a coat. To independently manage to fasten a button. To maintain their focus during longer whole class input sessions. To follow an instruction which involves more than one step.

Communication and Language

The children will learn to ask questions to find out more, to begin to understand humour, to understand a range of complex sentence structures. To develop confidence to talk to other adults they know at school. To talk in sentences using a conjunction e.g. and or because.

Understanding the World

This half term, the children will be focusing on transport, learning about how to travel from one place to another and what vehicle they made need. They will also look at how different vehicles move and discuss what sort of vehicles they have travelled in. The children will also look at how their body moves.



Literacy

This half term the children will be focusing on transport.

In comprehension the children will learn: To role play and act out stories they have heard. To begin to understand the sequence of a story, identifying beginning, middle and end.

In word reading the children will learn: To recognise Autumn sounds and tricky words taught in Phonics. To read captions and sentences using taught sounds.

In writing the children will learn: To form lower case letters correctly, from the correct starting point. To begin to write sentences using finger spaces. To spell words using taught sounds. To spell some tricky words correctly.

Class 1 Curriculum Overview Reception Spring 1

Physical Development

Gross motor: To explore different body parts and how they move. To copy and create actions in time to a piece of music. To communicate ideas through movement, demonstrating confidence and imagination. To move with control and co-ordination linking copying and repeating patterns. To safely explore apparatus, balancing, travelling and jumping safely; around, over and through.

Fine motor: The children will continue to use a tripod grip for mark making. To thread with small beads. To use small pegs. To write taught letters using correct letter formation.

Maths

This half term the children will cover three units of work these are: Alive in 5, mass and capacity, growing 6,7,8.

In the first unit they will find, subitise and represent numbers 0-5. They will also find 1 more and 1 less for numbers up to 5 and learn the composition of numbers 0-5.

In the second unit the children will compare mass, find a balance as well as explore and compare capacity.

In the third unit the children will find and represent numbers 6,7 and 8. They will also find 1 more and 1 less for numbers 6,7,8 as well as learn the composition of these numbers. They will also explore odd and even numbers, doubles and combine 2 groups of numbers.

Expressive Art and Design

The Music topic for this half term is: 'Music and movement'. The children will learn some simple Makaton signs to accompany a song. Exploring the beat through movement, learn to recognise and react to different tempo's in music as well as learn to express different pitch and tempo in music through dance. As part of our 'On the Move' topic the children will also be learning and singing some transport songs as well as using their imagination to go on a journey and create their mode of transport.

R.E

In R.E the children will be learning about 'What does it mean to belong to a faith community?' The children will recognise and name some symbols of belonging from their own experience, for Christians and at least one other religion, suggesting what these might mean and why they matter to believers. Give an account of what happens at a traditional Christian infant baptism /dedication and suggest what the actions and symbols mean. Identify two ways people show they belong to each other when they get married.