


# Class 1 – EYFS



## Summer 1 Learning Letter

April 2026

Dear parents and carers,

I hope you've enjoyed a wonderful half term break! We have another very exciting half term of learning and many events to look forward to also.

If you have any questions, please do not hesitate to ask or email [a.brown@rbk.n-yorks.sch.uk](mailto:a.brown@rbk.n-yorks.sch.uk). This letter will include key information, dates and homework for the term.

Yours sincerely,

Miss Brown

Monday	Tuesday	Wednesday	Thursday	Friday
<p><u>PE kit</u> Full PE kit must be in school.</p>			<p><u>Homework</u> Homework books, reading books and library books to be brought to school.</p> <p><u>PE kit</u> Full PE kit must be in school.</p>	<p><u>Homework</u> Homework books, reading books and library books go home.</p>

Children should bring in water bottles daily to keep hydrated throughout the day.

Water bottles will be sent home on a Friday.



Take a look at our SeeSaw to see regular updates of our learning.

Please feel free to add comments and like your child's work.



## Homework

We really appreciate the time taken to support your child at home and can really see the difference this makes to your child's progress.

Children are to complete the following homework each week;

- Reading daily
- Numbots (please let me know if you need a login)
- Phonics/Letter formation sheets

Your child has a homework book, this is where any homework is to be completed and recorded (unless uploaded to SeeSaw or brought into school). Below, there is additional topic-based homework that can be completed over the half term to deepen and extend knowledge learnt in school. This needs to be handed in on SeeSaw / homework book / emailed across by **Monday 18<sup>th</sup> May**. The children will choose a library book from the school library every Friday to share at home. This is a sharing book and is to be enjoyed and shared together, it is not matched to their reading level.

This is your topic homework for this half term, please pick and choose which activities you would like to complete. There is no set amount you need to do. You can add pictures onto Seesaw, email them to the class teacher or write/draw in the homework book by **Monday 18<sup>th</sup> May**.

Try growing some plants or flowers at home. You could try planting some seeds in a pot or in your garden. Remember to give your seeds some water and put them somewhere sunny. Cress seeds grow quite quickly or you could try planting some flowers.



Go for a walk with a grown-up around a garden or park. Look carefully to see what plants and flowers you can see growing. You could take some photos or draw some pictures of the things you see.

There are four main stages in the life cycle of a butterfly: egg, caterpillar, chrysalis and butterfly. Draw a picture of each stage of the life cycle and write a label too.

### **Class One** EYFS Homework Summer 1

Draw or paint a picture of some flowers. What colours do you need? Can you remember the different parts of a flower? Try using the words 'stem', 'leaves' and 'petals' to describe your flowers.

Try making a model of a flower. You could use modelling dough, paper or card, construction toys, empty cardboard tubes and boxes or plastic tubs and pots. Think about how you could make the stem, the flower and the leaves. We would love to see any models you make!




We are very excited to see your projects!


Please feel free to come up with your own project if you have a different idea.

## Learning this half term

In **Literacy and Topic**, we will begin by looking at the story 'The Hungry Caterpillar'. We will be sequencing and re-telling the story as well as coming up with our own ideas of what the caterpillar will eat.



We will then move on to look at the life-cycle of a butterfly. This will coincide with our class getting our own caterpillars where we can watch the real life-cycle.



**Class One**

EYFS

Learning Overview

Summer 1

In **Maths** we will be counting beyond 20.

We will also be revisiting shapes, manipulating them, and arranging them to create pictures and patterns.

We will also be grouping and sharing objects.



In **R.E.**, we will be learning about who is Jewish, and what it means to be Jewish.

We will be thinking about what might be found in a Jewish home and how these objects link to the Jewish way of life.



In **Music**, we will be learning how to identify high and low notes and to compose a simple tune to represent a superhero.

In **P.E.**, we are looking at Mini Muay Thai, which is a specialized, fun-focused martial arts that introduces the fundamentals of Thai boxing through play, games, and basic techniques.

We will also be looking at Rugby FUNDamentals where we will experiment with different ways to move a ball in a game using our hands and feet.

In **PSHE** we will be learning how we all have different beliefs and celebrations, what characteristics make a good friend, and how we need to listen to one another.

